

TUBA

Tuba is a range of pull handles designed by product designer Felix de Pass and architects Freehaus.

The classic and timeless design is made from raw uncoated brass, which develops an elegant natural patina over time. Whilst the product embraces the ageing qualities of the material, it can also be brought back to its original state through polishing.

Composed of modular elements, Tuba is available in a range of sizes and may be customised with different colours and material finishes.

The handles are suitable for both indoors and outdoors and are produced in the UK by Trapex.






Pull Handle Push Plate

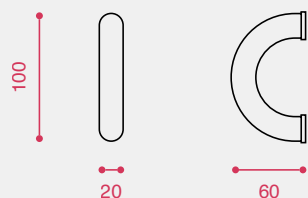


Pull Handle Variations

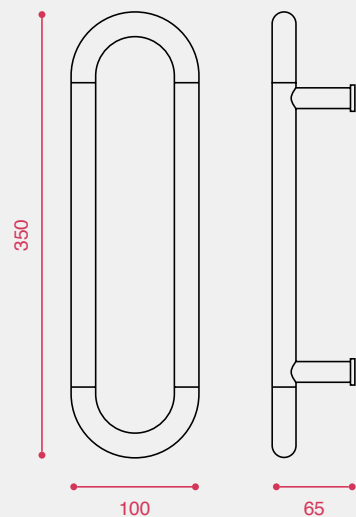


Manufacturing Process

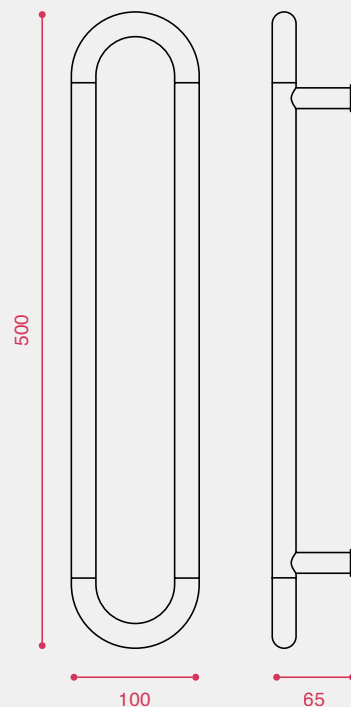
FF.TUBA.PULL.PB.
100




FF.TUBA.PULL.PB.
350



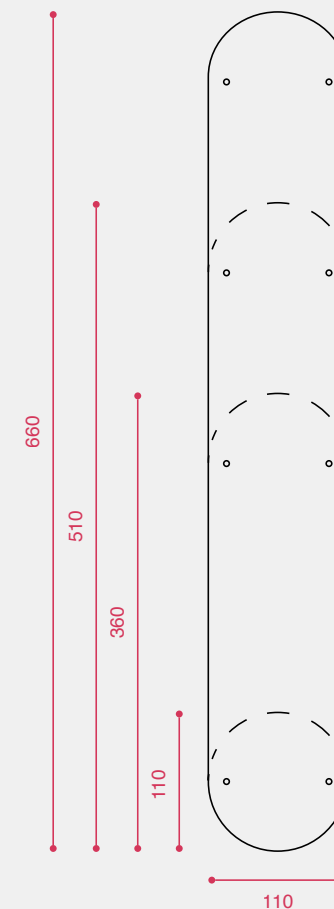
FF.TUBA.PULL.PB.
500



FF.TUBA.PULL.PB.
650



FF.TUBA.PUSH.PB.
110/360/510/660



MATERIAL

Polished Brass with the option of other materials upon request

CARE INSTRUCTIONS

The brass is hand polished and not lacquered or treated in any way. This is to embrace the natural ageing characteristics that will develop through use and allow shine to be brought back with appropriate cloths and polishes.

NOTE

FF.TUBA.650.PB.BT: 650mm bolt through pull handle.
FF.TUBA.650.PB.FF: 650mm face fixed pull handle.
FF.TUBA.500.PB.BT: 500mm bolt through pull handle.
FF.TUBA.500.PB.FF: 500mm face fixed pull handle.
FF.TUBA.350.PB.BT: 350mm bolt through pull handle.
FF.TUBA.350.PB.FF: 350mm face fixed pull handle.

*for other materials please contact TRAPEX

*All details subject to change, please check before ordering

FIXING OPTIONS




FIXING BOLT (bolt through fixing)



5013 Nylon washer for glass door



F/F FIXING BOLT (single face fixing)



B/B FIXING BOLT (pair fixing)



FELIX DE PASS

mail@felixdepass.com

+ 44 20 7739 6122

felixdepass.com

FREEHAUS

studio@freehausdesign.com

+ 44 20 85 100 500

freehausdesign.com

TRAPEX

info@trapex.com

+ 4419 92 462 150

trapex.com